

60 Amp Automotive Plug-In Power Relay

PC786



FEATURES

- ISO 280 footprint
- 1A, 1B & 1C contact forms available
- Contact switching capacity 60 Amps
- Inrush up to 150 Amps
- Up to 125 degrees C operating temperature
- Internal diodes or resistors available
- Lead Free & RoHS Compliant

CONTACT RATINGS

Contact Form	1 Form A, 1 Form B or 1 Form C	
	Normally Open	Normally Closed
Max Switching Current	60 Amps	50 Amps
Max. Inrush Current	150 Amps	
Max Switching Power	960 Watts	
Contact Resistance or Voltage Drop	100 mOhms less than 50mV (Item 3.12 IEC255-7)	
Max. Switching Voltage	16 VDC	
Minimum Load	0.1 A @ 12 VDC	

CONTACT DATA

Material		AgSnInO (Silver Tin Indium Oxide)
Initial Contact Resistance		100 milliohms max @ 0.1A, 6VDC
Service Life	Mechanical	1 X 10 ⁷ Operations
	Electrical	1 X 10 ⁵ Operations

CHARACTERISTICS

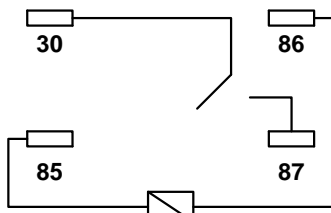
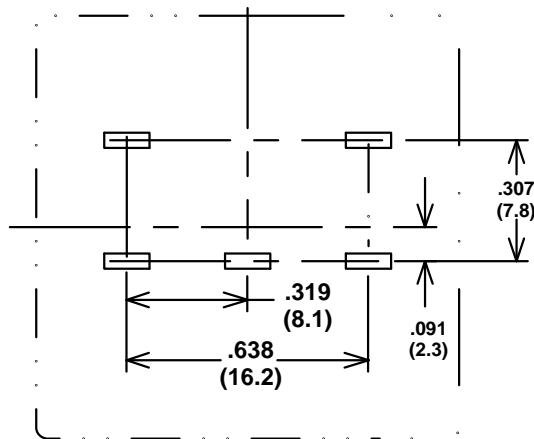
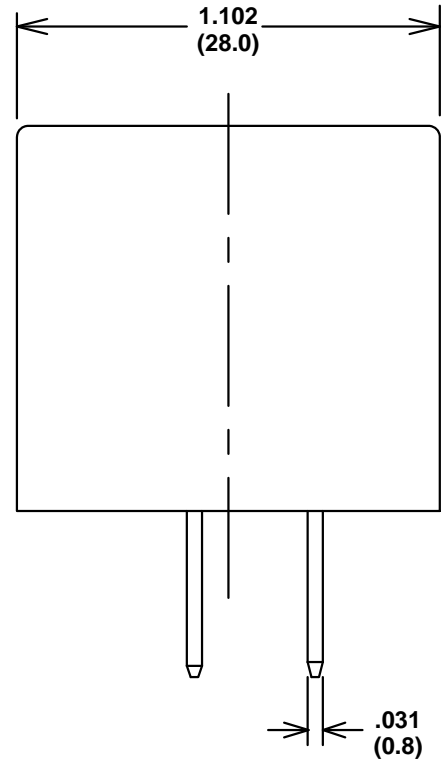
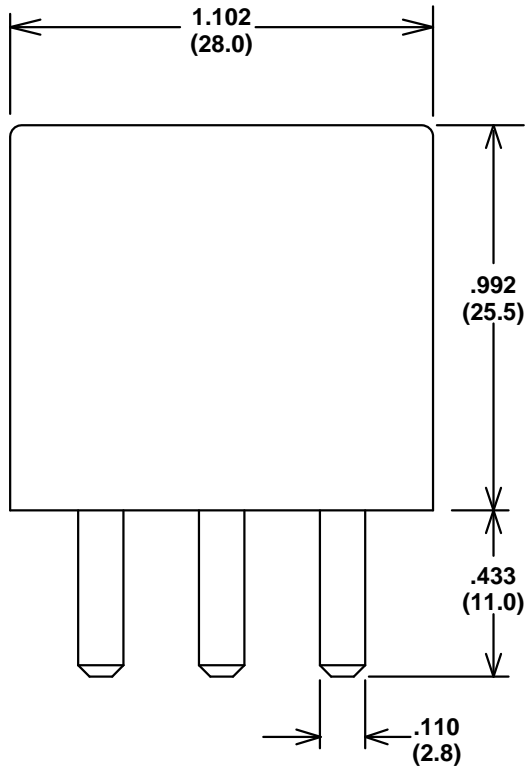
Operate Time	10 ms. or less (without coil suppression)
Release Time	6 ms. or less (without coil suppression)
Insulation Resistance	100 megohms min, at 500VDC, 50%RH (Item 7 of IEC255-5)
Dielectric Strength	500 Vrms, 1 min. between coil and contacts (Item 6 of IEC255-5)
Shock Resistance	200m/ss 11ms (IEC-2-27 Test Ea)
Vibration Resistance	DA 1.27 mm, 10 - 40 Hz; 40-70 Hz: 5 g; DA 0.5mm, 70-100 Hz; 100-500 Hz: 10 g.
Drop Resistance	1 Meter height drop on concrete in final enclosure
Power Consumption	1.6W approx.
Ambient Temperature Range	-40 to 125 degrees C operating
Weight	24 grams approx.

ORDERING INFORMATION

Example:	PC786	-1C	-12	C	-R	-X
Model						
Contact Form						
1A, 1B or 1C						
Coil Voltage						
Enclosure: C: Dust Cover, S: Sealed (Avail 2008)						
Parallel Component						
Nil: None; D: Diode; R: Resistor						
RoHS Compliant: Nil: Not RohS, -X: RoHS Compliant						

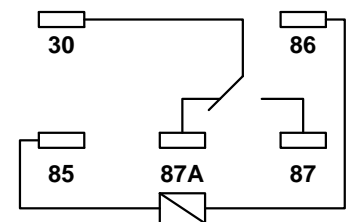
COIL DATA

Coil Voltage	Resistance ohms ± 10%	Must Operate Voltage Max. (VDC)	Must Release Voltage Min. (VDC)	Continuous Voltage Max. (VDC)
12	90	7.8	1.2	14.4



Form 1A

Tolerances ± .010 unless otherwise noted



Form 1C