

30 Amp Automotive Plug-In Power Relay

PC763



FEATURES

- Direct Insert Mounting
- Contact Switching Capacity up to 30 Amps
- Internal Resistors Available
- RoHS Compliant
- See PC764 for 40 Amp Version

CONTACT RATINGS 14 VDC

Contact Form	1 Form A (SPST-NO)
Max Switching Current	30 A
Max Switching Power	420 Watts
Max Switching Voltage	75 VDC
Max Continuous Current	30 A

CONTACT DATA

Material	AgSnO ₂	
Initial Contact Resistance	50 mΩ	
Service Life	Electrical	1 x 10 ⁵ Operations
	Mechanical	1 x 10 ⁷ Operations

CHARACTERISTICS

Operate Time	10 msec or less (without coil suppression)
Release Time	7 msec or less (without coil suppression)
Insulation Resistance	100 MΩ min at 500VDC,
Dielectric Strength	500 V 50 Hz between contacts
	750 V 50 Hz between coil and contacts
Shock Resistance	100m/ss 11 ms
Vibration Resistance	10 Hz - 55 Hz Double Amplitude 1.5 mm
Terminal Strength	10N
Ambient Temperature Range	-40 to 105°C Operating
Relative Humidity	85% (45°C)
Weight	35 grams
Power Consumption	1.5 W

ORDERING INFORMATION

Example:	PC763	-1A	-12	S	-R	-X
Model:	PC763 (30 Amp)					
Contact Form:	1A					
Coil Voltage:	12, 24					
Enclosure:	C: Dust Cover, S: Sealed					
Parallel Component:	Nil: None; R: Resistor;					
RoHS Compliant:	-X					

Box Quantity: 500; Inner Box: 250

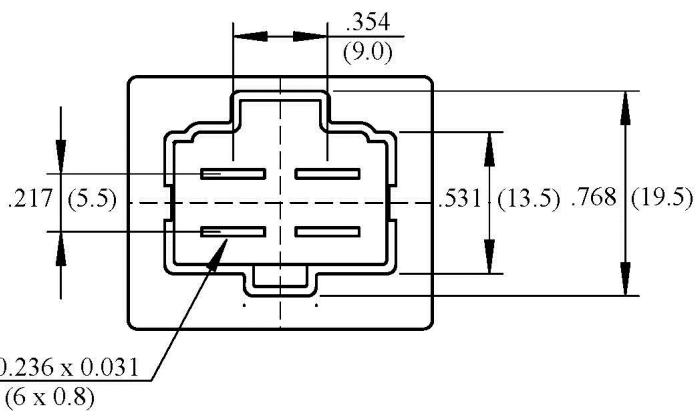
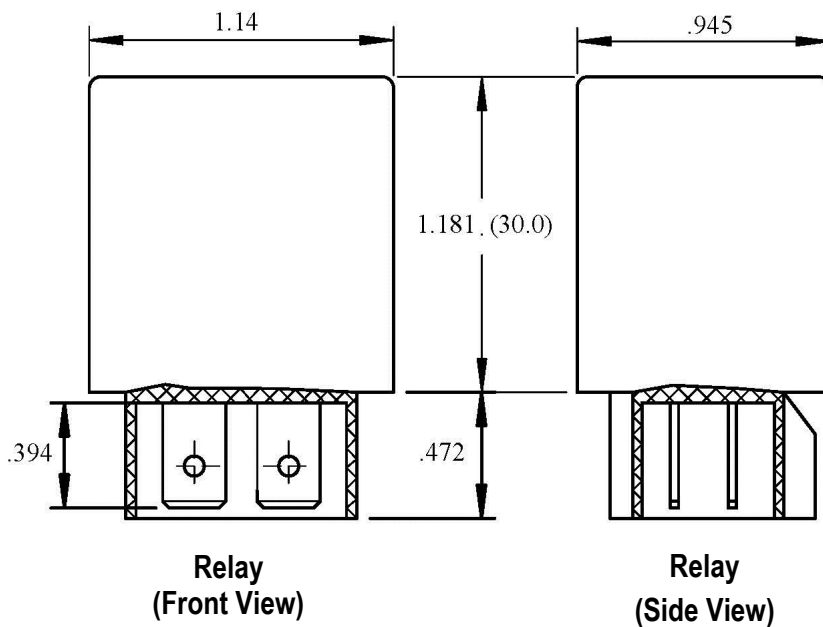
COIL DATA

Coil Voltage (VDC)		Resistance (Ohms ± 10%)	Must Operate Voltage Max (VDC)	Must Release Voltage Min. (VDC)	Coil Power (W)
Rated	Max				
12	15.6	96	7.8	0.96	1.5
24	31.2	384	15.6	1.92	1.5

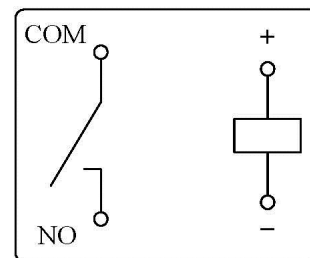
NOTES:

The use of any coil voltage less than the rated voltage will compromise the operation of the relays. Must Operate Voltage is listed for test purposes only and is not to be used as design criteria. Pickup and release voltages are for test purposes only and are not to be used as design criteria. Dimensions are in mm, Inches are listed for reference only.

DIMENSIONS inches/(mm)



Terminal Layout (Bottom View)



Wire Diagram