


2 Amp Subminiature PCB Telecom Relay

PC322



FEATURES

- Subminiature Design
- 0.300" 16 Pin DIL Package
- Contact Capacity from 50 mA to 3 A
- Meets FCC part 68 Voltage Surge
- Class "B" Insulation Standard
- Three Coil Sensitivities Available
- RoHS Compliant:

UL / CUL Ratings



Contact Form	2 Form C, DPDT(B-M) (Crossbar Contacts)	
Rated Load	Voltage	Amps
General Purpose 50K Cycles	24 VDC	1 A
Resistive 50K Cycles	125 VAC	1 A
Resistive 50K Cycles	30 VDC	2 A
Min. Switching Load	50 mA @ 6 VDC	

CROSS REFERENCE

Panasonic: DS2Y Series
Example: DS2Y-S-DC5V Crosses to PC322-5H-X
Omoron: G5V and G6A Series
Example: G6A-274P-ST-US-DC12 Crosses to PC322-12H-X
Example: G5V-2-DC12 Crosses to PC322-12.51-X
American Zettler: AZ826 and AZ832 Series
Example: AZ826-2C-12DME Crosses to PC322-12-X
Example: AZ832-2C-12DSE Crosses to PC322-12-X

CHARACTERISTIC

Operate Time	6.0 ms. Max.
Release Time	5.0 ms. Max.
Min. Switching Current	50 mA
Min. Switching Voltage	6 VDC
Insulation Resistance	1,000 MΩ min, at 500 VDC
Dielectric Strength	500 VAC, 50 Hz, Between Contacts
	1000 VAC, 50 Hz, Between Coil and Contacts
Surge Withstand Voltage FCC Part.68	1,500 V, Between Open Contacts
	1,500 V, Between Coil and Contacts
	1,500 V, Between Contacts Poles
Power Consumption	150 mW, 200 mW, 360 mW, 510 mW

CONTACT DATA

Max. Switching Power	84 W 125 VA	
Max. Switching Voltage	30 VDC 220 VAC	
Max. Switching Current	3 A	
Material	AgNi+Au (Clad); AgPd+Au (Clad)	
Initial Contact Resistance	50 mΩ max	
Service Life	Mechanical	1 X 10 ⁷ Operations
	Electrical	1 X 10 ⁵ Operations

ORDERING INFORMATION

Example:	PC322	-12	P	H	-X
Model:	PC322				
Coil Voltage:	4.5, 5, 6, 12, 24, 48				
Contact Material:	Nil: AgNi + Au; P: AgPd + Au				
Sensitivity:	Nil: Standard 360 mW; .51: 510 mW; H: 200 mW; L: 150 mW				
RoHS Compliant:	-X				

Box Quantity: 2,000 ; Inner Box 1,000

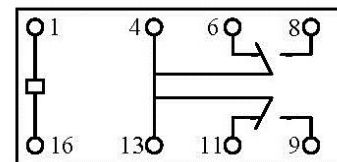
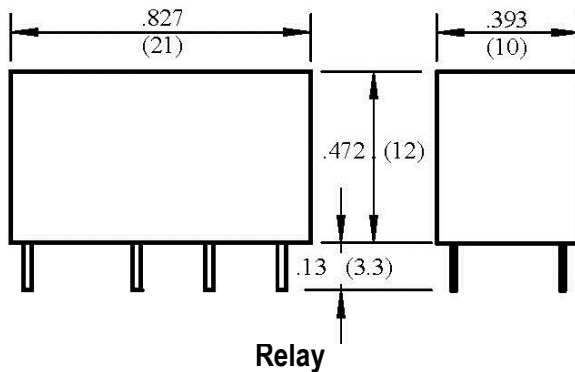
COIL DATA

Coil Voltage		Coil Power				Must Operate Voltage Max. (VDC)	Must Release Voltage Min. (VDC)
		Resistance ohms ± 10%					
Rated	Max	.15 W	.20 W	.36 W	.51 W		
3	3.9	60	45	25	17.6	2.25	.3
4.5	5.9	135	101	56	39.7	3.15	.45
5	6.5	166.7	125	70	49	3.50	.5
6	7.8	240	180	100	70.6	4.20	.6
9	11.7	NA	405	NA	NA	6.75	.9
12	15.6	960	720	400	282.4	8.40	1.2
24	31.2	3840	2880	1600	1129.4	18.00	2.4
48	62.4	NA	NA	NA	4517.6	36.0	4.8

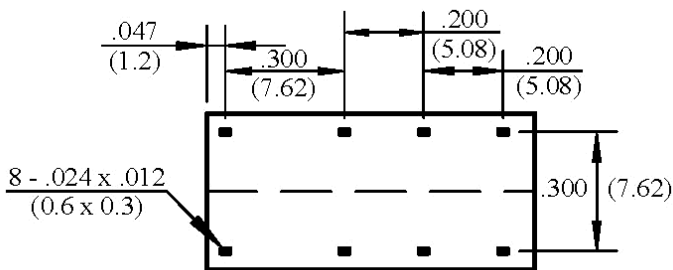
CHARACTERISTIC Continued

Shock Resistance	Functional	100 m/s ² 11 ms
	Survival	500 m/s ² 11 ms
Vibration Resistance	Functional	10 Hz - 70 Hz Double Amplitude 1.5 mm
	Survival	10 Hz - 70 Hz Double Amplitude 5 mm
Terminal Strength	5N	
Solderability	255 °C 3 s ± 0.5 s	
Temperature Range	- 30°C ~ 70°C (-22° F ~ 158° F)	
Weight	5 gr	

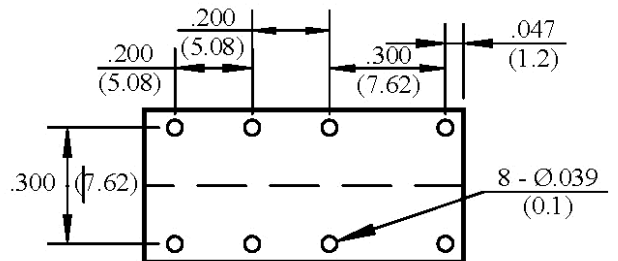
DIMENSIONS Inches/mm



Wire Diagram (2C)



Terminal Layout (Bottom View)




PC Board Mounting (Top View)

Signal Relays



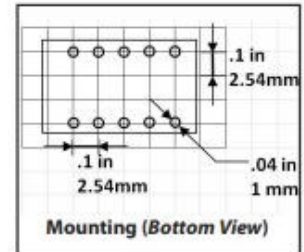
Signal Relays In Applications
From Dry Contacts to 5 Amps



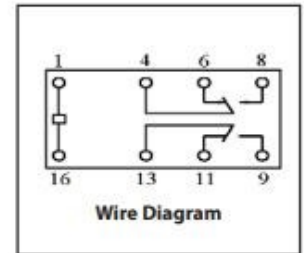
Subminiature Signal Relays



Current Rating At 30 VDC	Series	Coil Power Options in milliWatts						
		150	200	360	400	450	510	560
1 Amp	PC324				X			X
1 Amp	PC323	X	X			X		
2 Amps	PC322	X	X	X			X	
2 Amps	PC324S				X			X
3 Amps	PC332	X	X					



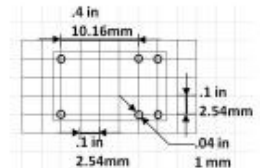
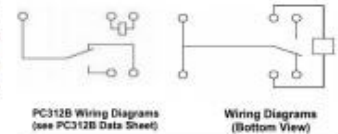
- 0.300" 16 Pin DIL Socket Footprint
- 2 Form C - DPDT (B-M)
- Gold Clad Bifurcated Contacts
- Meets FCC Part 68 Voltage Surge



Current Rating At 30 VDC	Series	Coil Power Options in milliWatts		
		200	360	450
3/5 Amps	PC312	X	X	X
3/5 Amps	PC312B	X	X	X

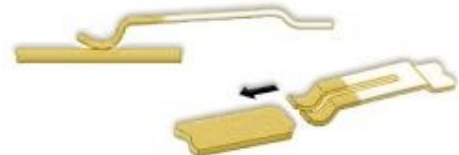
- 0.300" 12 Pin DIL Socket Footprint
- 2 Form 1A - SPST OR 1C SPDT
- Meets FCC Part 68 Voltage Surge

PC312 differs from the PC312B with a different pin configuration



Gold Clad Bifurcated Contacts

- Where noted, these relays utilize *Gold Clad Bifurcated Contacts*.
- These are forked contacts making a connection at two parallel contact points. This adds to the reliability of the relay by reducing the contact resistance.
- Gold is used because it does not oxidize like copper or silver which is most important in dry contact applications.


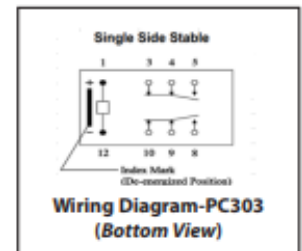
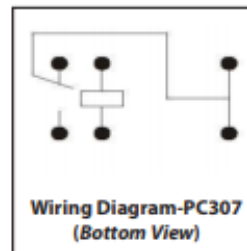
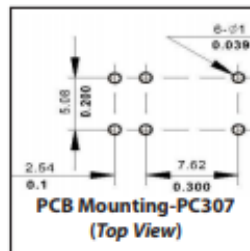
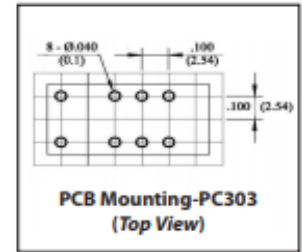




Ultraminiature Signal Relays

Current Rating At 30 VDC	Series	Coil Power Options in milliwatts			Contact Configuration	Optional Latching
		140	150	200		
1 Amps	PC307	X	X	X	Form 1c SPST	X
2 Amps	PC303	X			Form 2c DPDT (B-M)	Single Coil

- 0.200" 10 Pin DIL Socket Footprint
- Gold Plated Bifurcated Contacts
- Meet FCC Part 68 Voltage Surge



Microminiature Signal Relays

Current Rating At 30 VDC	Series	Coil Power Options in milliwatts			Optional Latching
		140	150	200	
2 Amps	PC302	X			Single & Dual Coil
2 Amps	PC3025	X			Single Coil Side Stable

- 0.300" 10 Pin DIL Socket Footprint
- Low 5mm Profile
- Gold Plated Bifurcated Contacts
- Meet FCC Part 68 Voltage Surge
- Latching - Single and Dual Coil Latching Options

