

DC Output Solid State Relay

PCS32 (100 mA DC Output)



CALUS E93379

INPUT PARAMETERS (Ta = 25°C)

Control Voltage Range	5	4 - 6 VDC
	12	9.6 - 14.4 VDC
	24	19.2 - 28.8 VDC
	60	48 - 72 VDC
Must Turn-On Voltage	5	4 VAC
	12	9.6 VAC
	24	19.2 VAC
	60	48 VDC
Must Turn-Off Voltage	5	1 VDC
	12	3 VDC
	24	10 VDC
	60	20 VDC
Max. Input Current	5	15 mA
	12	15 mA
	24	10 mA
	60	5 mA

CHARACTERISTICS

Dielectric Strength	2,500 VAC, 1 min. Input to Output
Insulation Resistance	1,000 MΩ at 500 VDC (Input to Output)
Vibration Resistance	10 Hz - 55 Hz 1.5 mm DA
Recommended Soldering Temperature	260°C, 10 s or 350°C, 5 s

FEATURES

- Small Dimension for High Packing Density PCB Assembly or Socket Mount
- 2,500 VRMS Opto-Isolation Between Input and Output
- TTL and CMOS compatible
- For Interface Application Between PLC and External Loads
- RoHS Compliant

OUTPUT PARAMETERS (Ta = 25°C)

Load Voltage Range	3 - 57.6 VDC
Block Voltage	58 VDC
Load Current	100 mA
Max. On-State Voltage Drop	1.2 VDC
Max. Turn-On Time	100us
Max. Turn-Off Time	1,000 us
Max. Off-State Leakage Current	200 uA

CHARACTERISTICS Continued

Operating Temperature	- 30°C to 80°C
Storage Temperature	- 30°C to 100°C
Relative Humidity	45% - 85%
Weight	4g
Shock Resistance	Acceleration 980 m/s ² , Continuous Surge 6 ms

ORDERING INFORMATION

Example:	PCS32	-12D	-48D	-T1
Model:	PCS32 100 mA DC Output			
Control Voltage:	5D: 4 - 6 VDC; 12D: 9.6 - 14.4 VDC; 24D: 19.2 - 28.8 VDC; 60D: 48 - 72 VDC			
Load Voltage:	48D: 48 VDC			
Load Current:	T1: 100 mA			
RC Snubber:	Nil: Without RC Snubber			

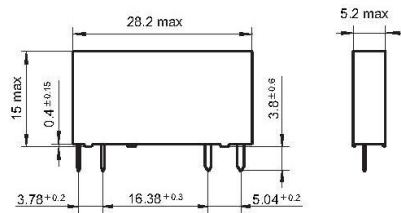
Box Quantity: 2000; Inner Box 100

PRECAUTIONS

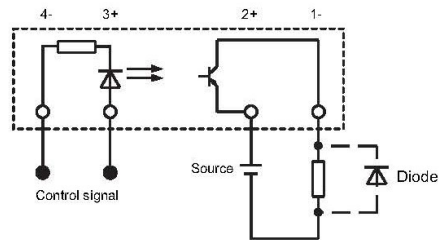
1. Soldering must be completed within 10s at 260 °C or less or within 5s at 350 °C or less.
2. The SSR case serves to dissipate heat. Install the relays so that they are adequately ventilated. If poor ventilation is unavoidable, the load current must be reduced. Please refer to the curve of Max. Load current Vs. Ambient Temperature.
3. Please do not use the relay beyond the descriptions in the datasheet.

DIMENSIONS (mm)

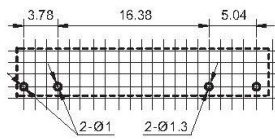
Outline Dimensions



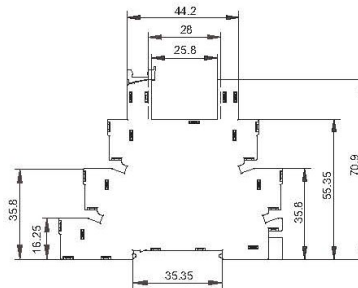
Wiring Diagram



PCB Layout
(Bottom view)



Socket Layout



Socket Model:41F-1Z-C2-5

Max. Load Current
vs. Ambient Temperature
PCS32-XX-48D-T1

