


35 Amp Micro ISO Automotive Plug In / PCB Relay

PC783



FEATURES

- Micro Size Plug-In Design
- 1A and 1C Contact Forms Available
- Contact Switching Capacity up to 105 Amps
- 35 Amps Continuous Carrying Current
- 125°C Operating Temperature
- PC Board Version Available
- Internal Diodes or Resistors Available
- Compatible with Socket SC782

CONTACT RATINGS 14 VDC at 25°C

Contact Form	1 Form A or 1 Form C	
	Normally Open	Normally Closed
Max Switching Current	Make 105 A ⁽¹⁾	Make 75 A ⁽¹⁾
	Break 35 A	Break 25 A
Max Continuous Current	35 A	25 A
Max Switching Voltage	75 VDC	
Max. Switching Power	490 W	
Minimum Load	0.1A @ 12 VDC	

CONTACT RATINGS 28 VDC at 25°C

Contact Form	1 Form A or 1 Form C	
	Normally Open	Normally Closed
Max Switching Current	Make 52.5 A ⁽¹⁾	Make 37.5 A ⁽¹⁾
	Break 17.5 A	Break 12.5 A
Max Continuous Current	17.5 A	12.5 A
Max Switching Voltage	75 VDC	
Max Switching Power	490 W	
Minimum Load	0.1A @ 24 VDC	

CHARACTERISTICS

Operating Time	10 msec Max
Release Time	7 msec Max
Insulation Resistance	100 MΩ Min at 500VDC
Dielectric Strength	500 V, 50 Hz Between Contacts 1,000 V, 50 Hz Between Contact and Coil
Shock Resistance	100 m/s ² 11ms
Vibration Resistance	10 Hz—40 Hz Double Amplitude 1.27 mm
Terminal Strength	8N 4N (PC type)
Power Consumption	1.2 W, 1.5 W

CONTACT DATA

Material	AgSnO ₂	
Initial Contact Resistance	50 mΩ Max	
Service Life	Electrical	1 x 10 ⁵ Operations
	Mechanical	1 x 10 ⁷ Operations

CHARACTERISTICS Continued

Solderability	235°C ± 2°C 3 s ± 0.5 s
Operating Temperature Range	- 40 to 125°C
Storage Temperature Range	- 40 to 155°C
Weight	18.5 g

⁽¹⁾With current load applied for a maximum of .5 seconds at a maximum duty cycle of 10%.

ORDERING INFORMATION

Example:	PC783	-1C	-P	-12	S	-R	-X
Model:	PC783						
Contact Form:	1A, or , 1C						
Mounting Version:	Nil: Plug-In; P: PCB						
Coil Voltage:	6, 12, 24, 48						
Enclosure:	C: Dust Cover, S: Sealed Case						
Coil Power:	Nil: 1.2 W*; 1.5: 1.5 W						
Parallel Component:	Nil: None; D: Diode, R: Resistor						
RoHS Compliant:	-X						

*1.2 W is Industry Standard

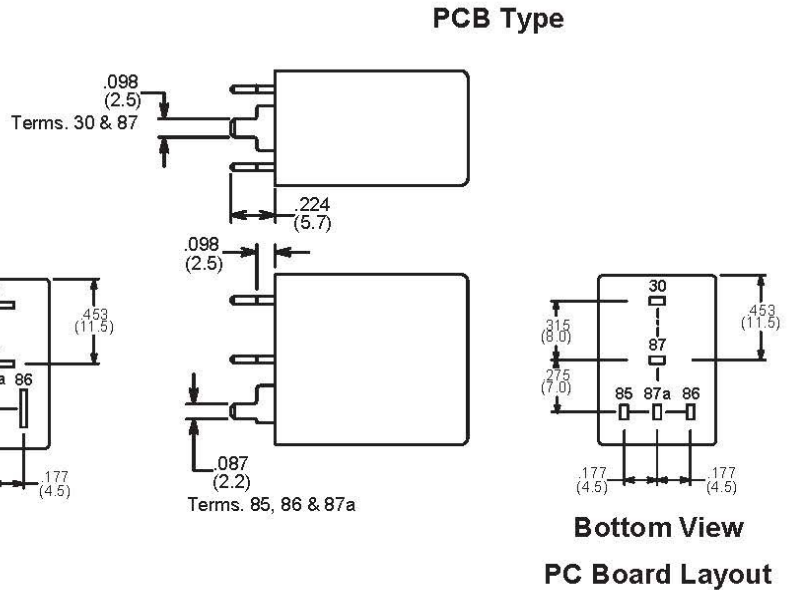
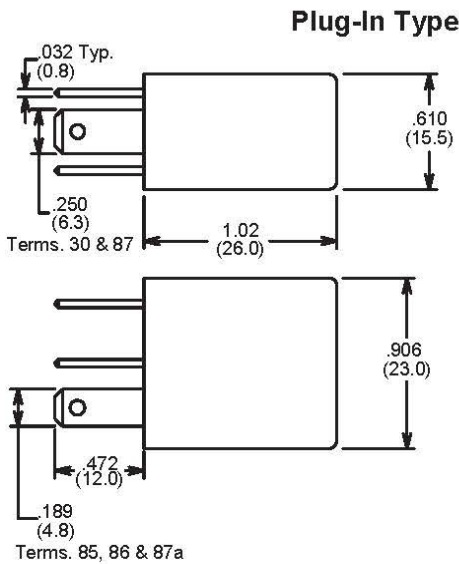
Box Quantity: 1,000; Inner Box: 500

COIL DATA

Coil Voltage (VDC)		Coil Resistance Ohms ± 10%		Must Operate Voltage Max (VDC)	Must Release Voltage Min. (VDC)
Rated	Max	1.2 W*	1.5 W		
6	7.8	30	24	4.2	0.6
12	15.6	120.0	96	8.4	1.2
24	31.2	480.0	384	16.8	2.4
48	62.4	1920.0	1536	33.6	4.8

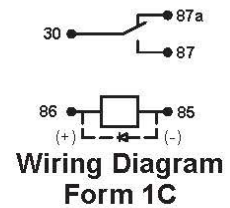
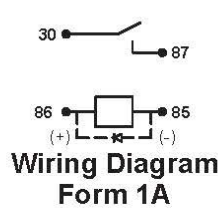
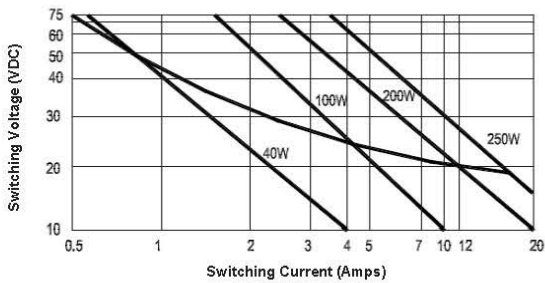
*1.2 W is Industry Standard

Dimensions in Inches (millimeters)



Reference Data

Contact Switching Capacity



Maximum make current refers to inrush of a lamp load
 Make current of 120 Amps permissible with AgSnOInO contacts
 In 85 degree C ambient reduce maximum coil voltage to 72%



3220 Commander Drive, Suite 102, Carrollton, Texas 75006

Sales: (888) 997-3933, (972) 713-6272 Fax: (972) 735-0964 email: sales@pickercomponents.com www.pickercomponents.com