

COIL DATA

Coil Voltage (VDC)		Coil Power - 2.8 W* Resistance ohms ± 10%	Must Operate Voltage Max. (VDC)	Must Release Voltage Min. (VDC)
Rated	Max			
9	11.7	28.9	6.75	0.9
12	15.6	51.4	9.00	1.2
24	31.2	205.7	18.0	2.4

1.NOTES:

The use of any coil voltage less than the rated voltage will compromise the operation of the relays.

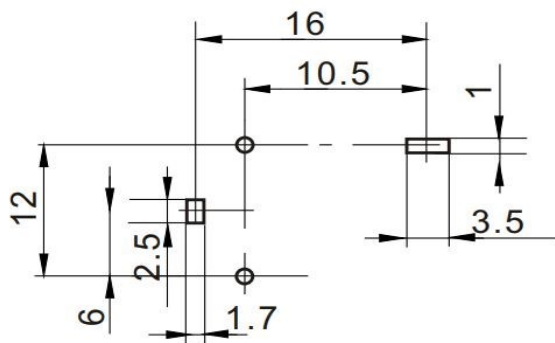
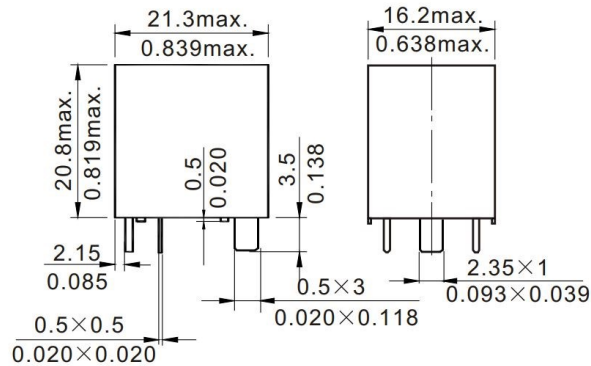
Must Operate Voltage is listed for test purposes only and is not to be used as design criteria.

Pickup and release voltages are for test purposes only and are not to be used as design criteria.

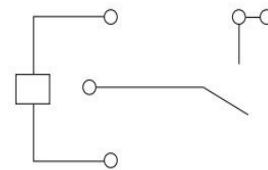
*Coil Power Shifts from 2.8 W to 1.0 W after 200 ms

DIMENSIONS (mm/inches)

Dimensions are in mm, Inches are listed for reference only.



Mounting(Bottom view)



Wiring diagram (Bottom view)



3220 Commander Drive, Suite 102 Carrollton, TX 75006

Sales: (972) 713-6272

(888) 997-3933

Fax: (972)735-0964

www.PickerComponents.com

e-mail: sales@pickercomponents.com