


# 12 Amp Subminiature PCB Power Relay

**PC333**



## Features

- 12 Amp Continuous Contact Capacity
- 1 Form A, 1 Form C Contact Forms
- 2.5 KV Dielectric Strength Between Coil and Contacts
- 4 KV Dielectric HD Version
- Sensitive Coil Available
- Meets UL 873 Spacing
- Sealed, Immersion Cleanable
- Lead Free & RoHS Compliant



<b>Load Type</b>	All Forms All Contacts
<b>General Purpose</b>	12A @ 125 VAC/28 VDC, 6A @ 300 VAC
<b>Resistive</b>	10A @ 240 VAC
<b>Inductive</b>	1/3 HP @ 120/240 VAC

<b>Material</b>	AgCdO (Silver Cadmium Oxide)	
<b>Initial Contact Resistance</b>	100 mΩ max @ 0.1A, 6 VDC	
<b>Service Life</b>	<b>Mechanical</b>	1 x 10 <sup>7</sup> Operations
	<b>Electrical</b>	1 x 10 <sup>5</sup> Operations

<b>Operate Time</b>	8 ms. Max
<b>Release Time</b>	4 ms. Max
<b>Insulation Resistance</b>	1,000 MΩ min. @ 500 VDC, 50% RH
<b>Dielectric Strength</b>	2,500 Vrms, 1 min. between Coil and Contacts 4,000 Vrms, 1 min. Between Coil and Contacts for <b>PC333HD</b> 1,000 Vrms, 1 min. between open Contacts
<b>Shock Resistance</b>	10 g, 11ms, functional; 100g, destructive
<b>Vibration Resistance</b>	DA 1.5 mm, 10 - 55 Hz

<b>Solderability</b>	255° C ± 2°C, 3 s ± 0.5 s
<b>Power Consumption</b>	.45 W Standard Coil, .36 W Sensitive Coil
<b>Ambient Temperature Range</b>	-40° to 85° C, -40° to 130° C Storage
<b>Weight</b>	11 grams approx.

## ORDERING INFORMATION

Example:	PC333	-1C	-12	S	F	-H	-X
Model:	<b>PC333,</b> <b>PC333HD*</b>						
Contact Form:	<b>1A, 1C</b>						
Coil Voltage:	<b>3, 5, 6, 9, 12, 15, 18, 24, 48</b>						
Enclosure:	<b>S:</b> Sealed; <b>C:</b> Flux Free						
Insulation System:	<b>Nil:</b> Class B (125° C), <b>F:</b> Class F (155° C)						
Coil Sensitivity:	<b>Nil:</b> Standard .45 W, <b>H:</b> Sensitive .36 W						
RoHS Compliant:	<b>-X</b>						

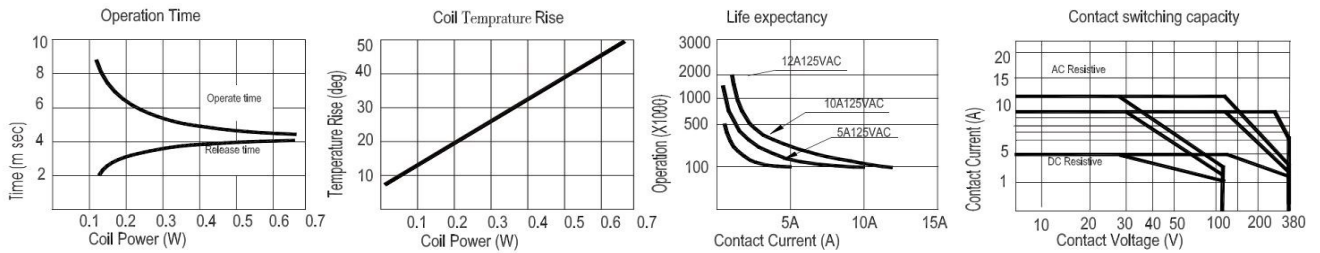
\*HD= (high dielectric)

Box Quantity: 2,000; Inner Box: 1,000

COIL DATA

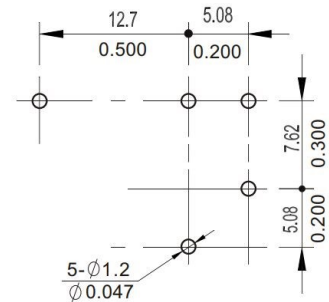
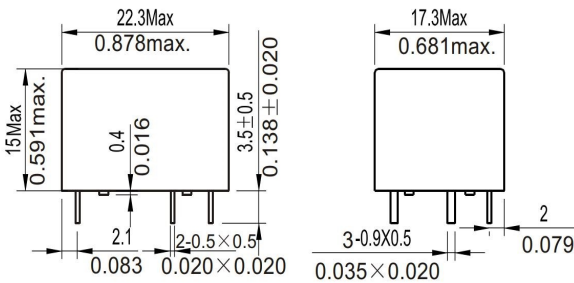
Coil Voltage	Resistance Ohms $\pm 10\%$		Must Operate Voltage Max. (VDC)	Must Release Voltage Min. (VDC)
	Standard Coil	Sensitive Coil		
3	20	25	2.3	0.3
5	56	69	3.8	0.5
6	80	100	4.5	0.6
9	180	225	6.8	0.9
12	320	400	9.0	1.2
15	500	-	11.3	1.5
18	720	900	13.5	1.8
24	1280	1800	18.0	2.4
48	3800	-	36.0	4.8

Reference Data



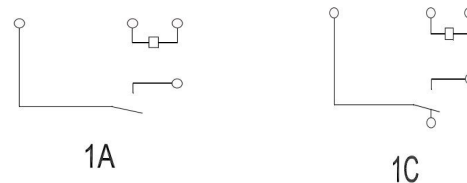
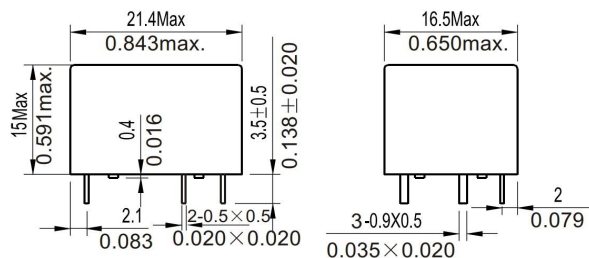
Dimensions In Inches ( millimeters )

PC333



Mounting (Bottom view)

PC333HD



Wiring Diagram



3220 Commander Drive, Suite 102 Carrollton, TX 75006  
 Sales: (972) 713-6272 (888) 997-3933 Fax: (972)735-0964

www.PickerComponents.com

e-mail: sales@pickercomponents.com

Dimensions are listed for reference purposes only.

Specifications and Availability subject to change without notice.